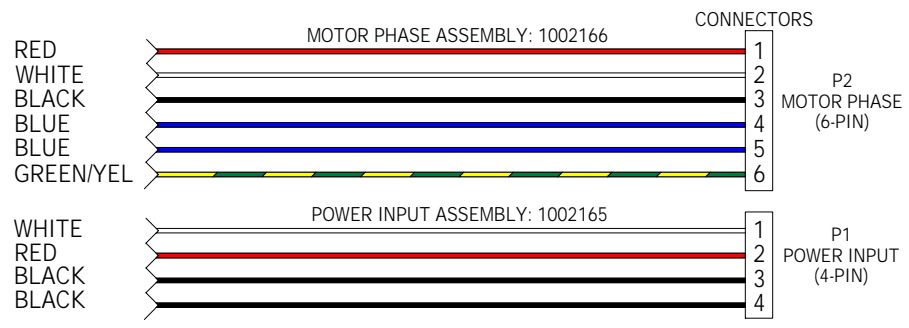
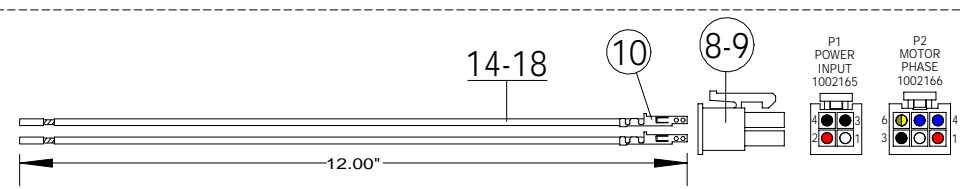
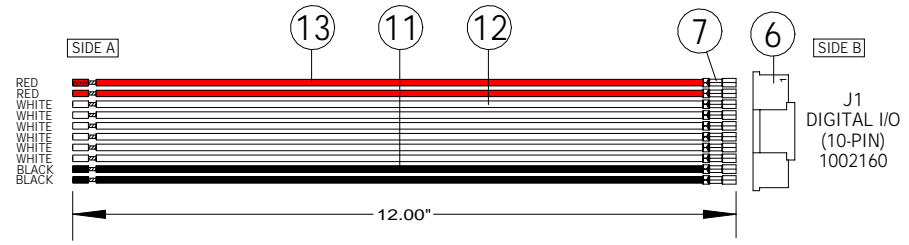
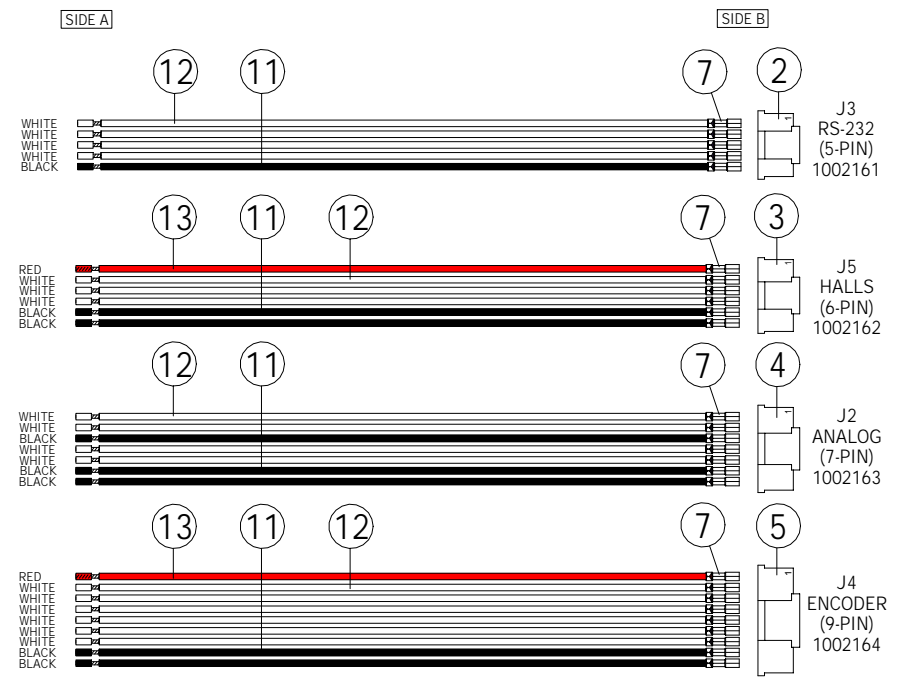


ITEM #	DESCRIPTION	QTY	PART #
1	REMOVED		
2	5 PIN DAUGHTER CONNECTOR - MOLEX	1	35507-0500
3	6 PIN DAUGHTER CONNECTOR - MOLEX	1	35507-0600
4	7 PIN DAUGHTER CONNECTOR - MOLEX	1	35507-0700
5	9 PIN DAUGHTER CONNECTOR - MOLEX	1	35507-0900
6	10 PIN DAUGHTER CONNECTOR - MOLEX	1	35507-1000
7	CRIMP TERMINALS - DAUGHTER	37	50212-8100
8	4 PIN POWER CONNECTOR	1	39 01 30 42
9	6 PIN POWER CONNECTOR	1	39 01 20 60
10	CRIMP TERMINALS - POWER / MOTOR	10	44476-1112
11	12.00" BLACK 24 AWG PVC WIRE UL 1015	10	1007-24/7-0
12	12.00" WHITE 24 AWG PVC WIRE UL 1015	23	1007-24/7-9
13	12.00" RED 24 AWG PVC WIRE UL 1015	4	1007-24/7-2
14	12.00" BLACK 18 AWG PVC WIRE UL 1015	3	1015-18/16-0
15	12.00" WHITE 18 AWG PVC WIRE UL 1015	2	1015-18/16-9
16	12.00" RED 18 AWG PVC WIRE UL 1015	2	1015-18/16-2
17	12.00" BLUE 18 AWG PVC WIRE UL 1015	2	1015-18/16-6
18	12.00" GRN / YEL 18 AWG PVC WIRE UL 1015	1	1015-18/16-5/4

REV.	DESCRIPTION	INIT.	DATE
0	PROTOTYPE RELEASE	JRW	08/16/04
1	ADDED COLOR and REMOVED J6/ (J7) ASSEMBLY	JRW	11/06/08
2	ADDED MORE COLOR and CHANGED TITLE.	JRW	09/03/09



NOTES:

1. STRIP AND PULL WIRE ENDS, SIDE A, 0.150".
2. STRIP WIRE ENDS, SIDE B, BACK 0.055 - 0.065".
3. CRIMP ITEM #7 AND 10 WITH HAND CRIMPERS.

CONFIDENTIAL		ACS100/200 WIRE HARNESS ASSEMBLIES	
MECHANICAL DRAWING			
DRAWN BY	JRW	DATE	08/02/04
DRAWING APPROVAL		DATE	
CHECK APPROVAL		DATE	
ASSY. #	1002115	PART #	
REV. 2	PROD. REV.	LAST DRAW. REV.	09/18/09
FILENAME	B10938_2.CAD	SHEET 1	of 1
ELECTROCRRAFT INC.		DRAWING #	B10938